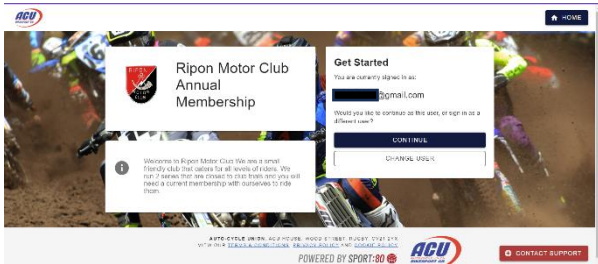


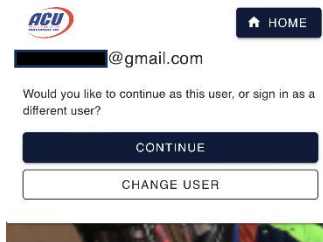
# **RENEW YOUR CLUB MEMBERSHIP FOR 2024**

1. Click on registration link you were sent: <https://acu.sport80.com/public/wizard/a/1550> and the following screen appears

## COMPUTER VIEW



## MOBILE DEVICE VIEW

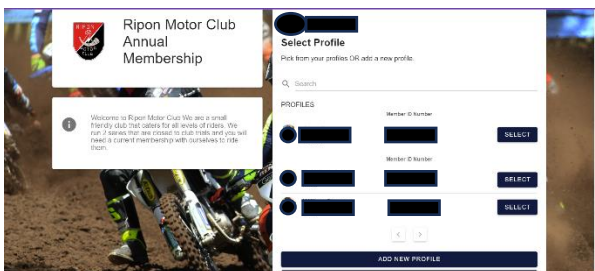


## Ripon Motor Club Annual Membership


2. If it shows the correct user, click continue. If not you will need to change user and select the right one.

Once you have the right user and have clicked continue, the following screen will appear with any ACU members that are associated with your profile.

## COMPUTER VIEW

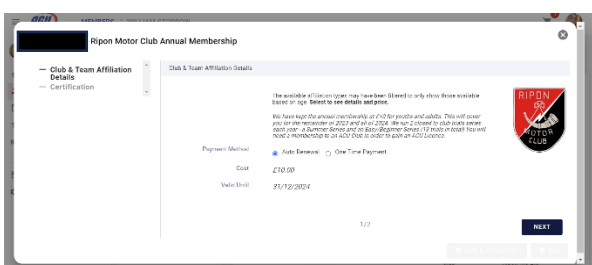


## MOBILE VIEW

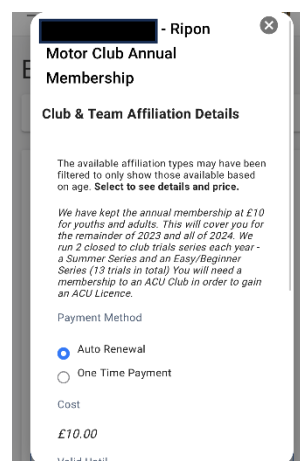


3. You will now need to press select on the profile you want to join to Ripon Motor Club (don't worry if you want to make them all members as you can do this by just repeating the steps). Once you have done this you will have to select the type of renewal you want (Auto renewal will renew automatically each year if you don't want this select one time payment)

## COMPUTER VIEW

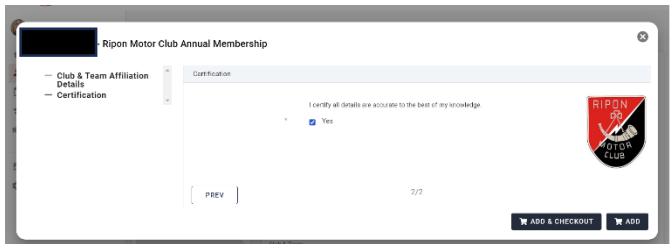


## MOBILE VIEW

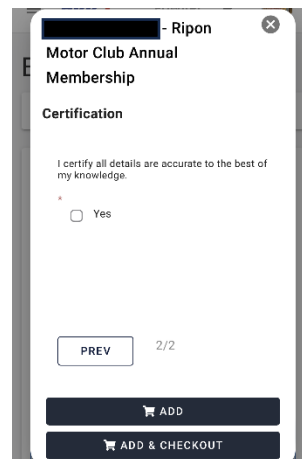


4. You need to press next to be taken to page 2. This is where you will need to confirm your choice. Click on YES so it puts a tick in the box (like below) and then either click on add (use this if you are adding more memberships) or click on add and checkout (use this if you only have one membership to do).

#### COMPUTER VIEW



#### MOBILE VIEW



If you have more members to add go back to step 1, click on the registration link and follow the procedure again and this time select the next member. Keep doing this for all the members you want to join to the club.

Once you've added them all, click on the shopping basket icon at the top of the page and enter your details and press checkout.

